

School Survey

Overview

Survey title	Coolbinia Primary School Parent/Carers Survey
Report title	Distribution - single
Organisation name	Coolbinia Primary School
Generation time & date	12:09PM - 08 Sep 2014
Generated by	Julie Carlson
Distribution name	Coolbinia Primary School Parent/Carers Survey - 25/08/2014 3:07 PM
School year	2014
Num of online responses	126
Num of manual responses	0

Question overview information	Yes
N/A responses	Yes
Open text responses	Yes
'Other' responses	Yes
Order of questions	Sequential
Graphs	Yes

1 . Please rate the items below

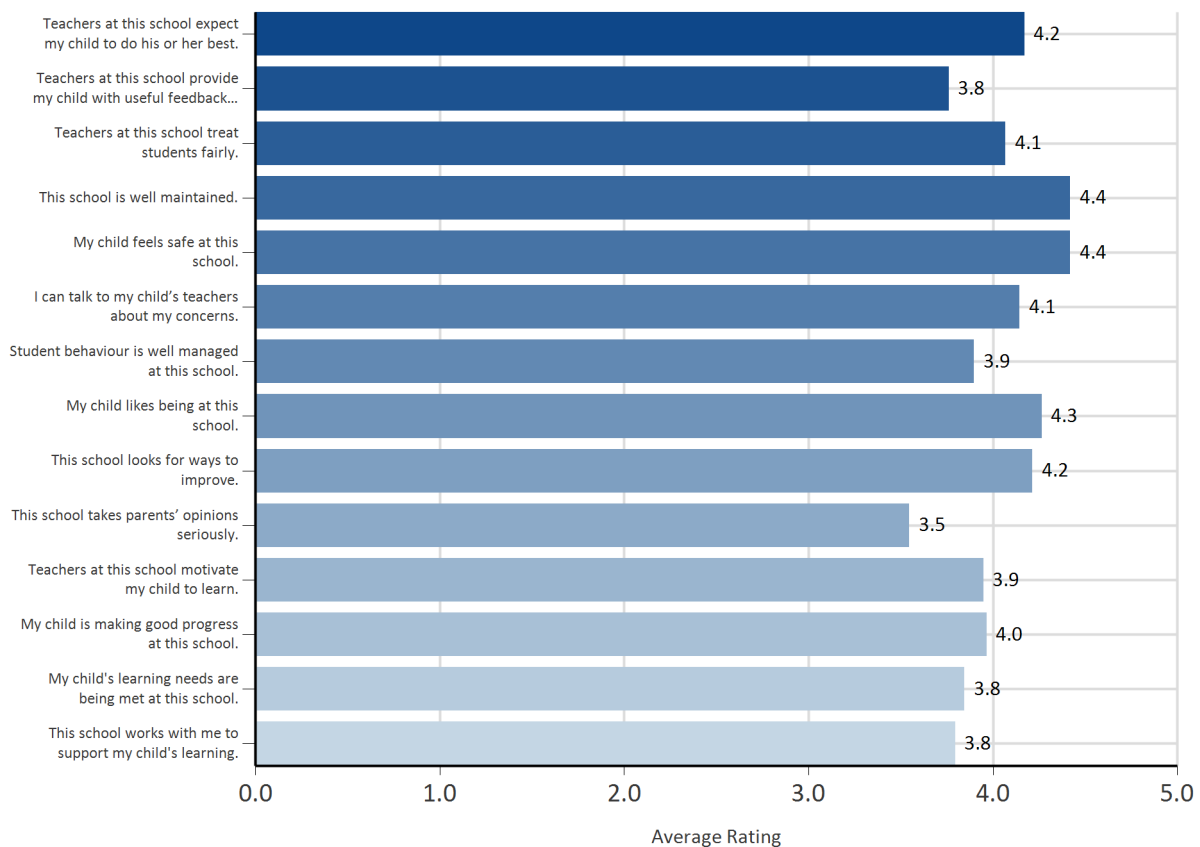
Question overview

Module name	National parent questions
Module owner	National
Category	None
Mandatory	Yes
Type	Multiple rating (multi row likert)
Answered	117
Not answered	9

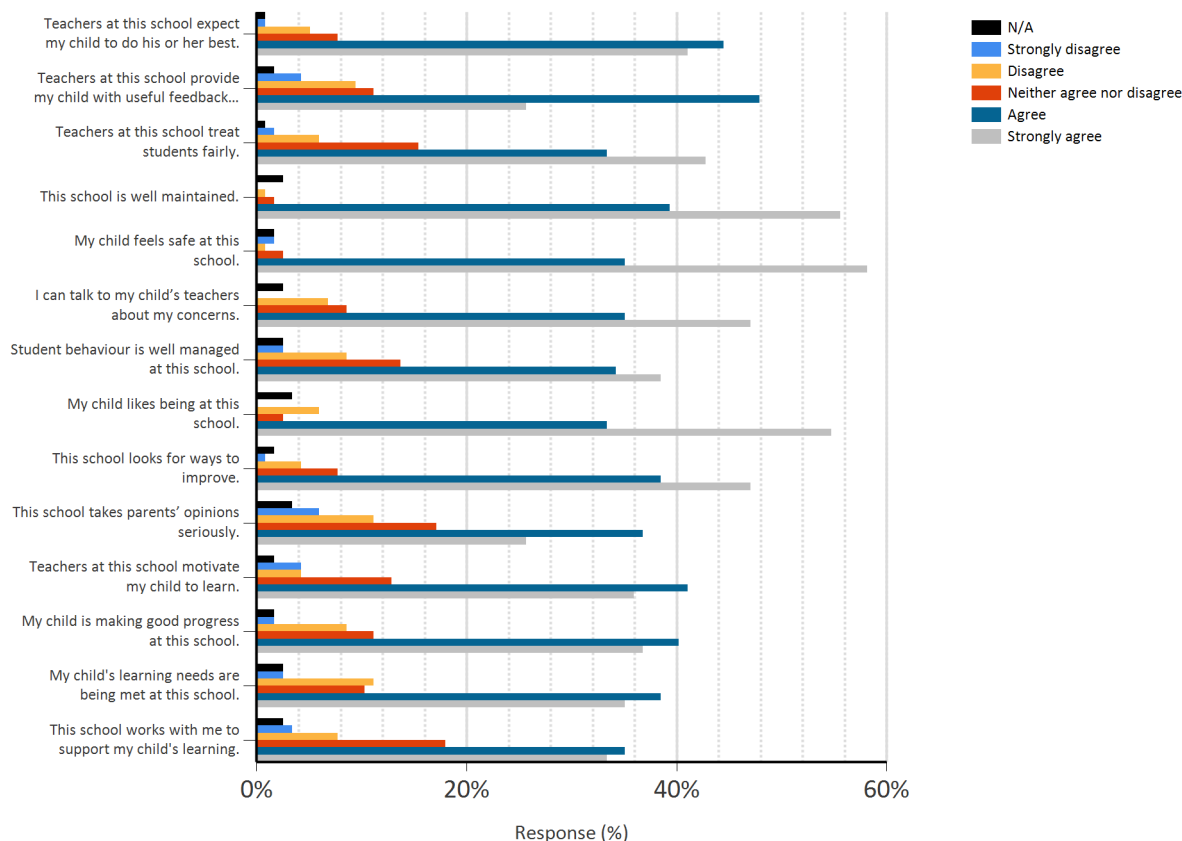
Rating

Score

Strongly agree	5
Agree	4
Neither agree nor disagree	3
Disagree	2
Strongly disagree	1
N/A	Null



Coolbinia Primary School Parent/Carers Survey



	N/A		Strongly disagree		Disagree		Neither agree nor disagree		Agree		Strongly agree	
	Num	%	Num	%	Num	%	Num	%	Num	%	Num	%
Teachers at this school expect my child to do his or her best.	1	1%	1	1%	6	5%	9	8%	52	44%	48	41%
Teachers at this school provide my child with useful feedback about his or her school work.	2	2%	5	4%	11	9%	13	11%	56	48%	30	26%
Teachers at this school treat students fairly.	1	1%	2	2%	7	6%	18	15%	39	33%	50	43%
This school is well maintained.	3	3%	-	-	1	1%	2	2%	46	39%	65	56%
My child feels safe at this school.	2	2%	2	2%	1	1%	3	3%	41	35%	68	58%
I can talk to my child's teachers about my concerns.	3	3%	-	-	8	7%	10	9%	41	35%	55	47%
Student behaviour is well managed at this school.	3	3%	3	3%	10	9%	16	14%	40	34%	45	38%
My child likes being at this school.	4	3%	-	-	7	6%	3	3%	39	33%	64	55%
This school looks for ways to improve.	2	2%	1	1%	5	4%	9	8%	45	38%	55	47%
This school takes parents' opinions seriously.	4	3%	7	6%	13	11%	20	17%	43	37%	30	26%
Teachers at this school motivate my child to learn.	2	2%	5	4%	5	4%	15	13%	48	41%	42	36%

Coolbinia Primary School Parent/Carers Survey

My child is making good progress at this school.	2	2%	2	2%	10	9%	13	11%	47	40%	43	37%
My child's learning needs are being met at this school.	3	3%	3	3%	13	11%	12	10%	45	38%	41	35%
This school works with me to support my child's learning.	3	3%	4	3%	9	8%	21	18%	41	35%	39	33%

2 . Please rate the items below.

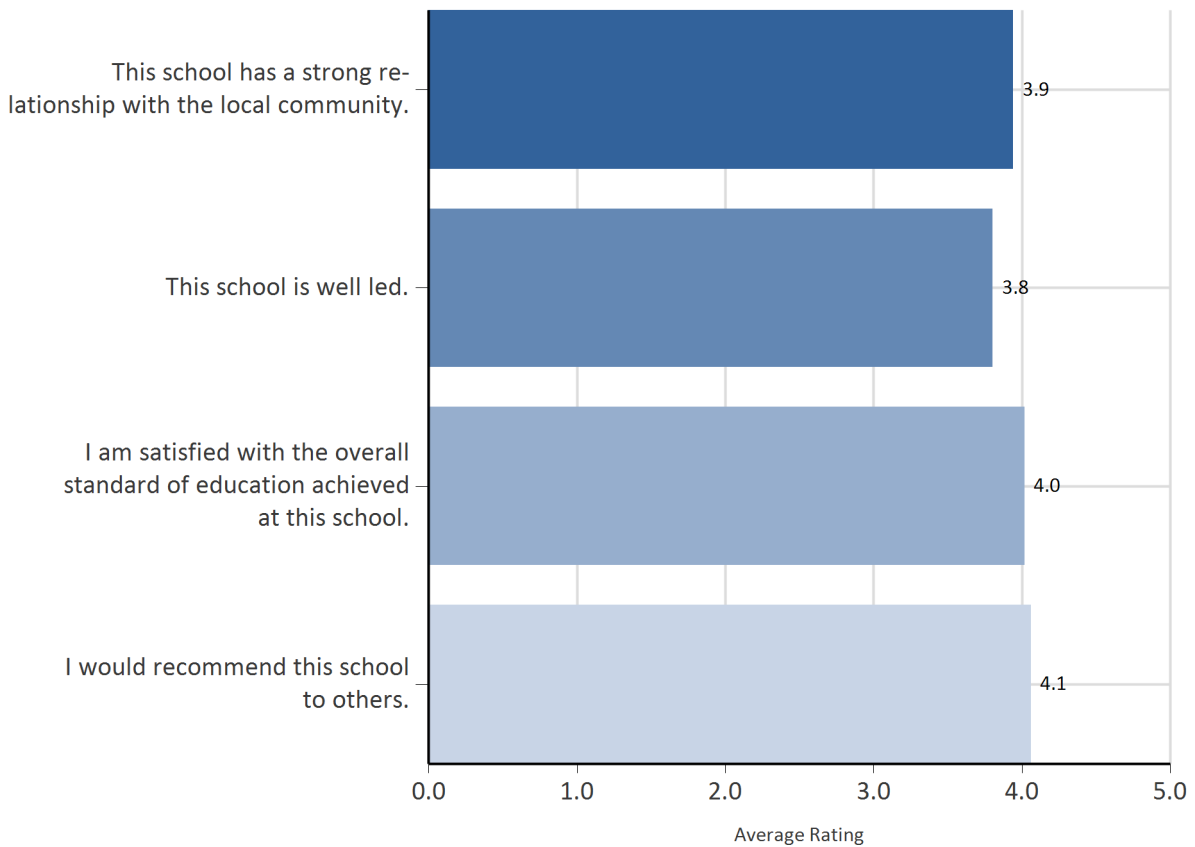
Question overview

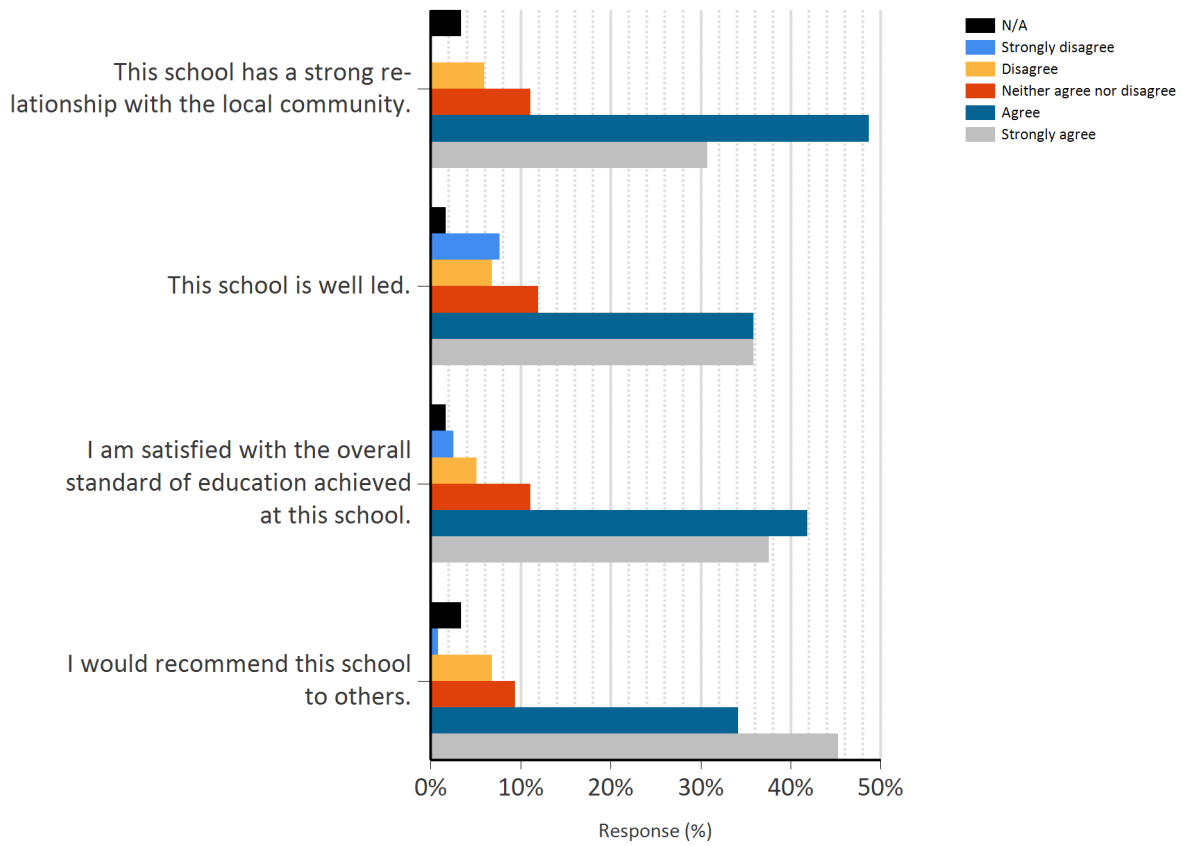
Module name	WA Public Schools - Parent Survey Items
Module owner	WA Public Schools
Category	Leadership & Management
Mandatory	Yes
Type	Multiple rating (multi row likert)
Answered	117
Not answered	9

Rating

Score

Strongly agree	5
Agree	4
Neither agree nor disagree	3
Disagree	2
Strongly disagree	1
N/A	Null



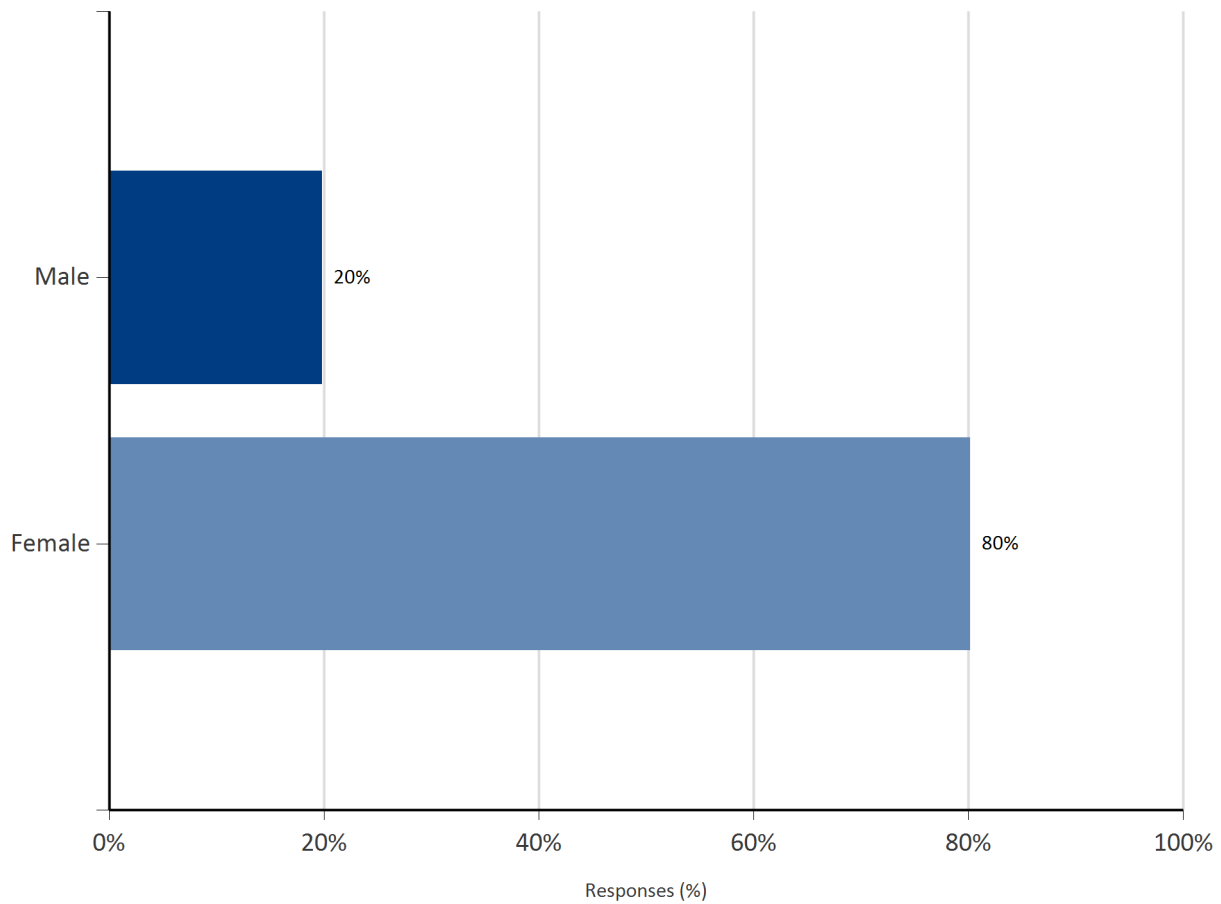


	N/A		Strongly disagree		Disagree		Neither agree nor disagree		Agree		Strongly agree	
	Num	%	Num	%	Num	%	Num	%	Num	%	Num	%
This school has a strong relationship with the local community.	4	3%	-	-	7	6%	13	11%	57	49%	36	31%
This school is well led.	2	2%	9	8%	8	7%	14	12%	42	36%	42	36%
I am satisfied with the overall standard of education achieved at this school.	2	2%	3	3%	6	5%	13	11%	49	42%	44	38%
I would recommend this school to others.	4	3%	1	1%	8	7%	11	9%	40	34%	53	45%

3 . Are you male or female?

Question overview

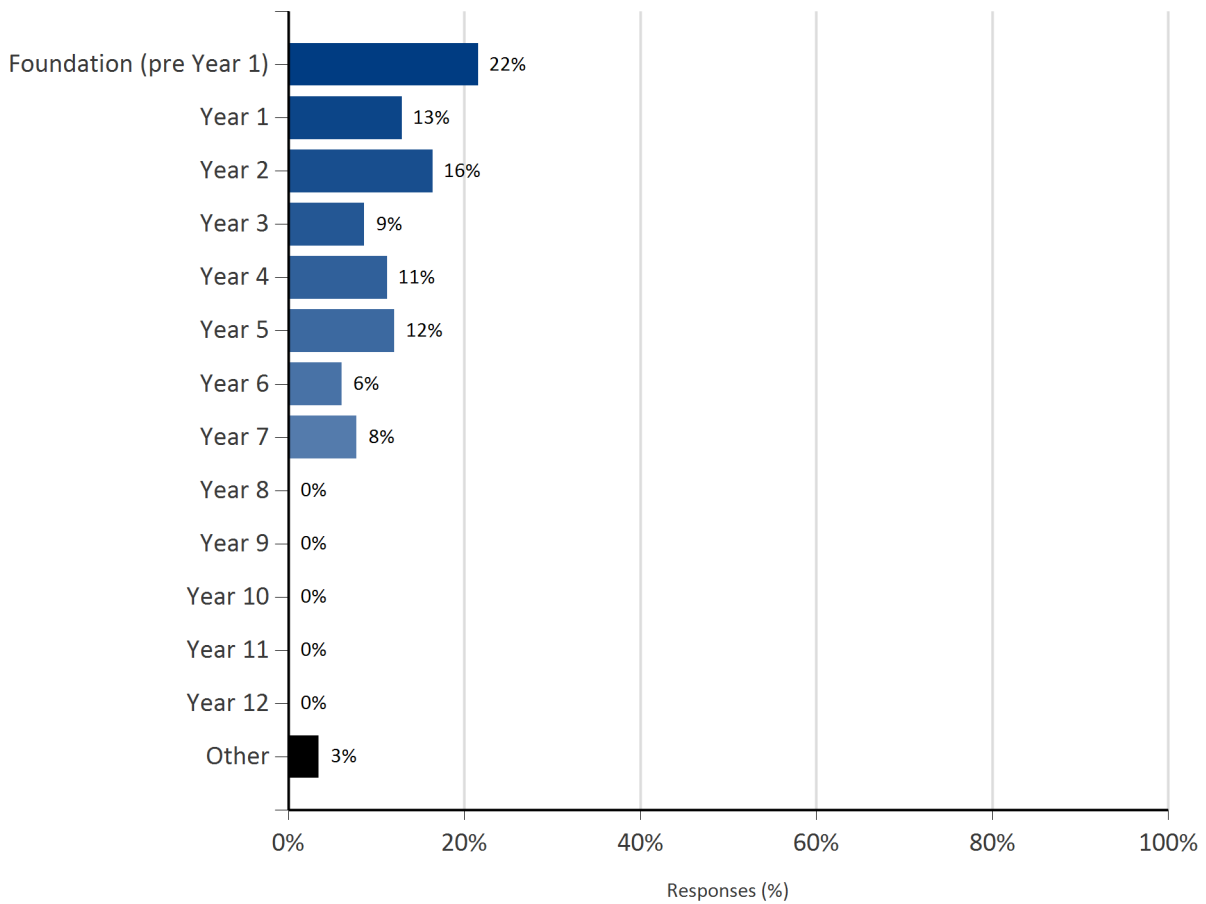
Module name	Parent School Opinion Survey - Demographic Questions
Module owner	National
Category	None
Mandatory	No
Type	Single response multiple choice
Answered	116
Not answered	10



	Male		Female	
	Num	%	Num	%
Number	23	20%	93	80%

4 . What is the Year level of the child you are considering when you answer this survey?**Question overview**

Module name	Parent School Opinion Survey - Demographic Questions
Module owner	National
Category	None
Mandatory	No
Type	Single response multiple choice
Answered	116
Not answered	10



	Foundation (pre Year 1)		Year 1		Year 2		Year 3		Year 4		Year 5		Year 6	
	Num	%	Num	%	Num	%	Num	%	Num	%	Num	%	Num	%
Number	25	22%	15	13%	19	16%	10	9%	13	11%	14	12%	7	6%

	Year 7		Year 8		Year 9		Year 10		Year 11		Year 12		Other	
	Num	%	Num	%	Num	%	Num	%	Num	%	Num	%	Num	%
Number	9	8%	-	-	-	-	-	-	-	-	-	-	4	3%

'Other' - Responses:

Response	Count
Kindy	2
pp, year 2 and year 5	1
yrs 3,5,7	1