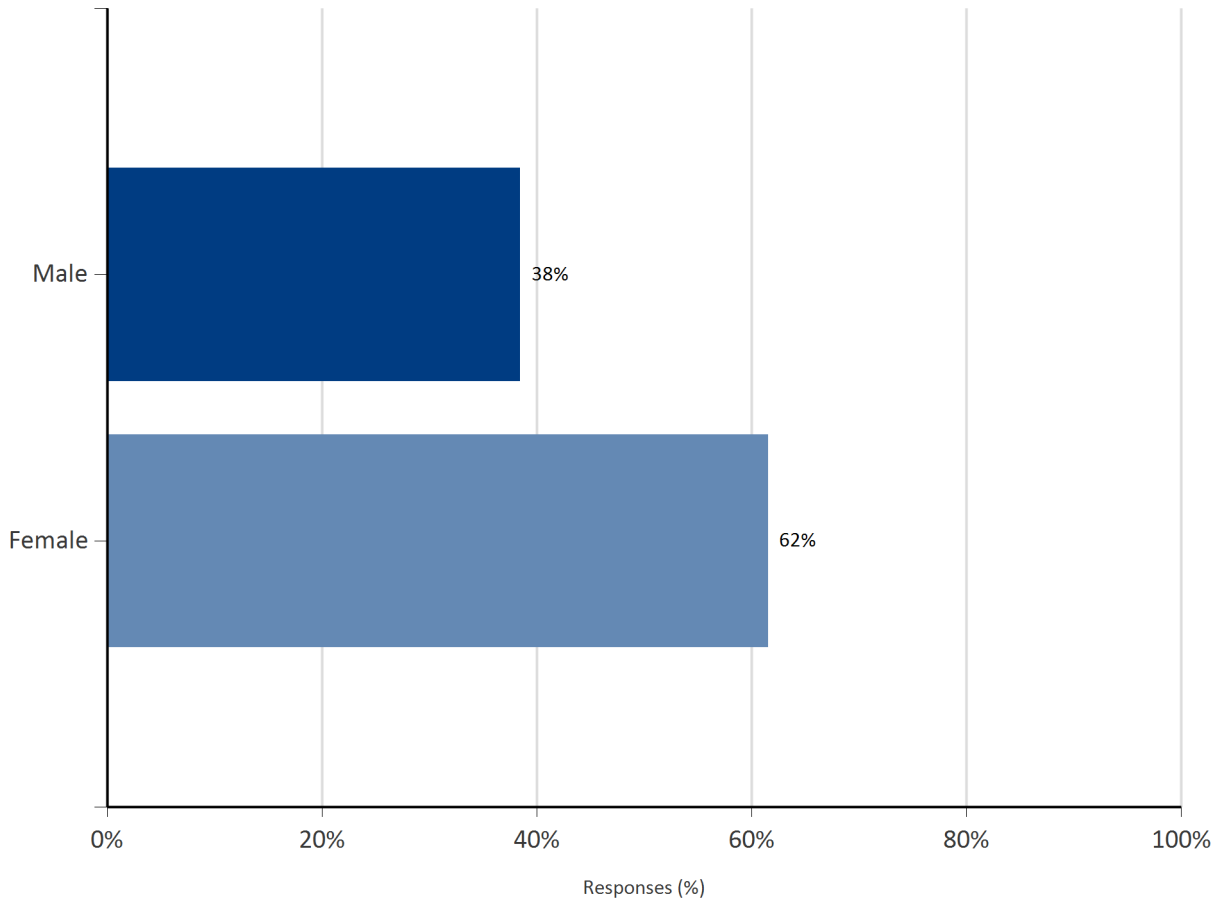


School Survey

Overview

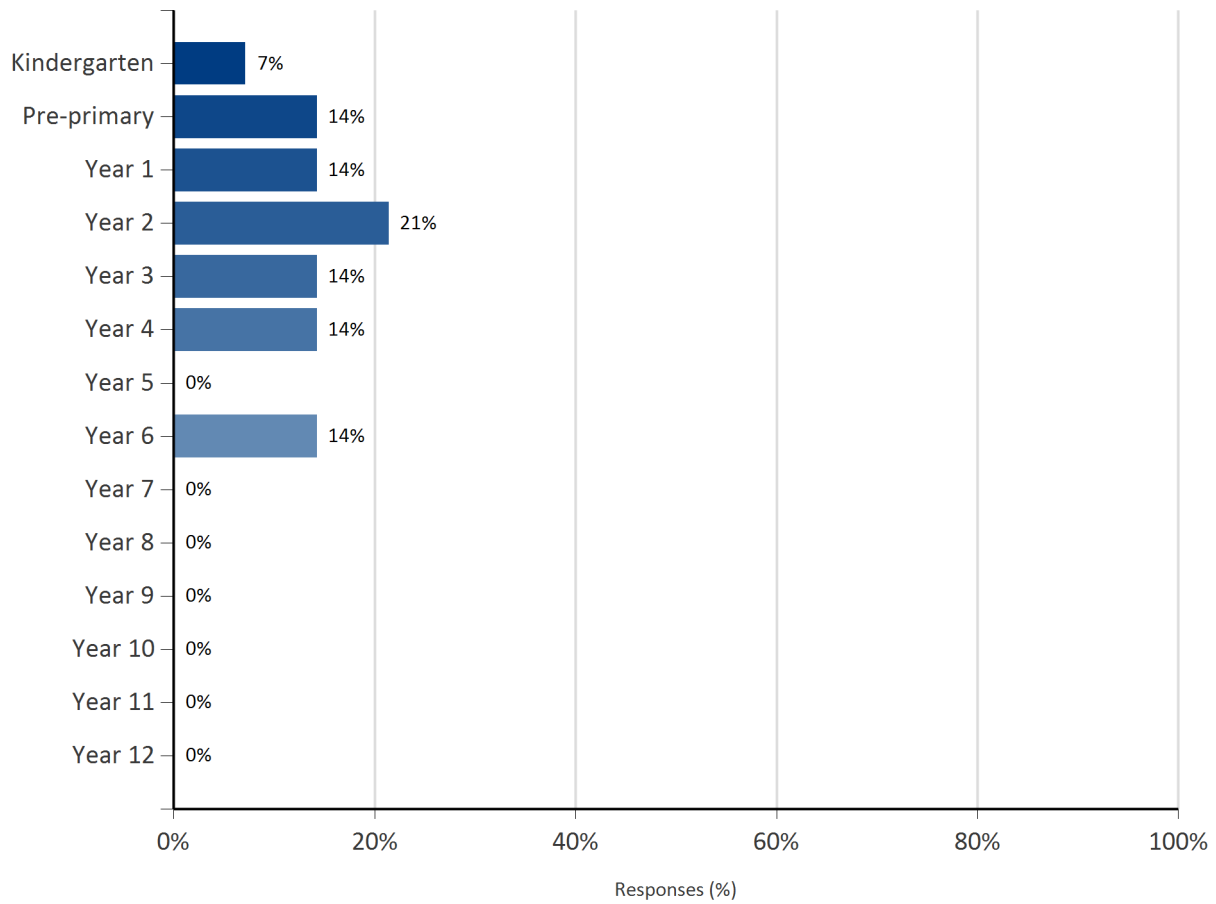
Survey title	Coolbinia Parent/Caregiver Survey 2016
Report title	Distribution - single
Organisation name	Coolbinia Primary School
Generation time & date	12:09PM - 29 Feb 2016
Generated by	Jayne Conley
Distribution name	Coolbinia Parent/Caregiver Survey 2016 - 16/02/2016 6:59 PM
School year	2016
Num of online responses	14
Num of manual responses	0

1 . Are you male or female?



	Male		Female	
	Num	%	Num	%
Number	5	38%	8	62%

2 . What is the Year level of the child you are considering when you answer this survey?

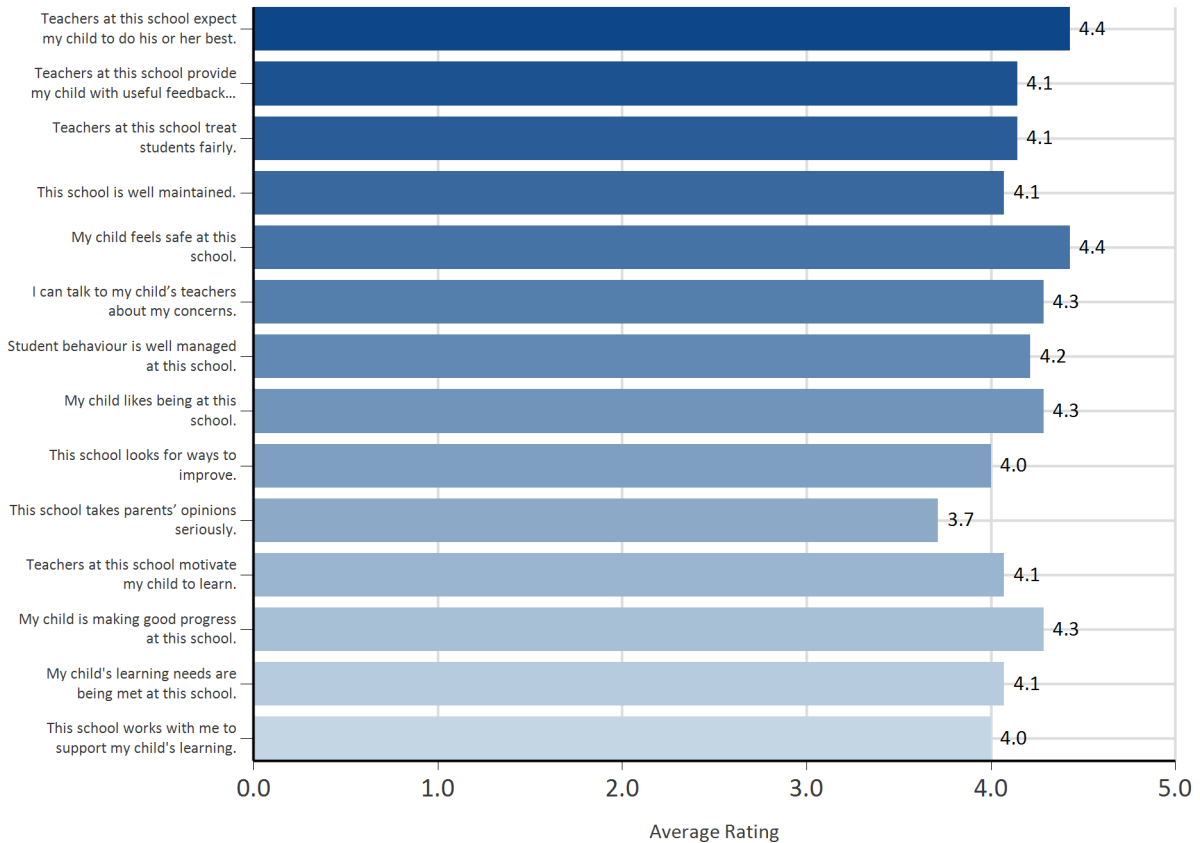


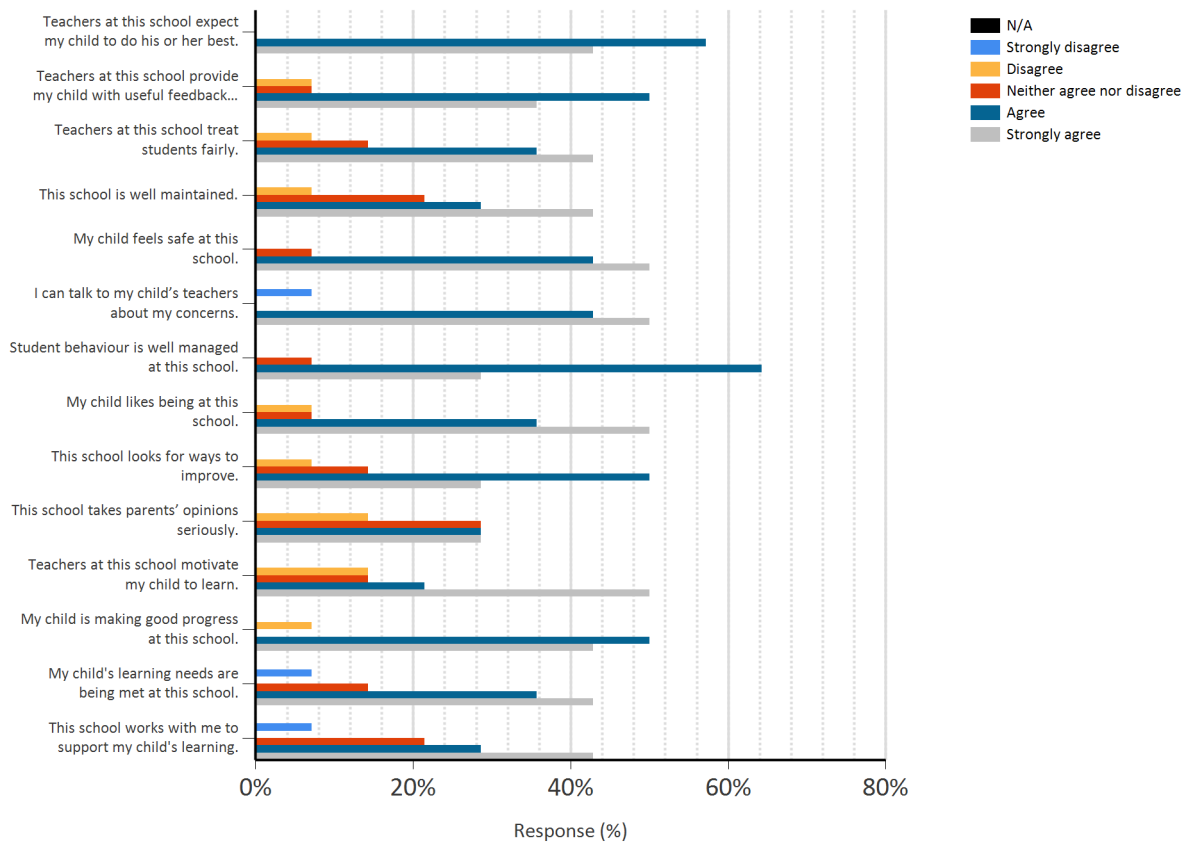
	Kindergarten		Pre-primary		Year 1		Year 2		Year 3		Year 4		Year 5	
	Num	%	Num	%	Num	%	Num	%	Num	%	Num	%	Num	%
Number	1	7%	2	14%	2	14%	3	21%	2	14%	2	14%	-	-

	Year 6		Year 7		Year 8		Year 9		Year 10		Year 11		Year 12	
	Num	%	Num	%	Num	%	Num	%	Num	%	Num	%	Num	%
Number	2	14%	-	-	-	-	-	-	-	-	-	-	-	-

3 . Please rate the items below

Rating	Score
Strongly agree	5
Agree	4
Neither agree nor disagree	3
Disagree	2
Strongly disagree	1
N/A	Null





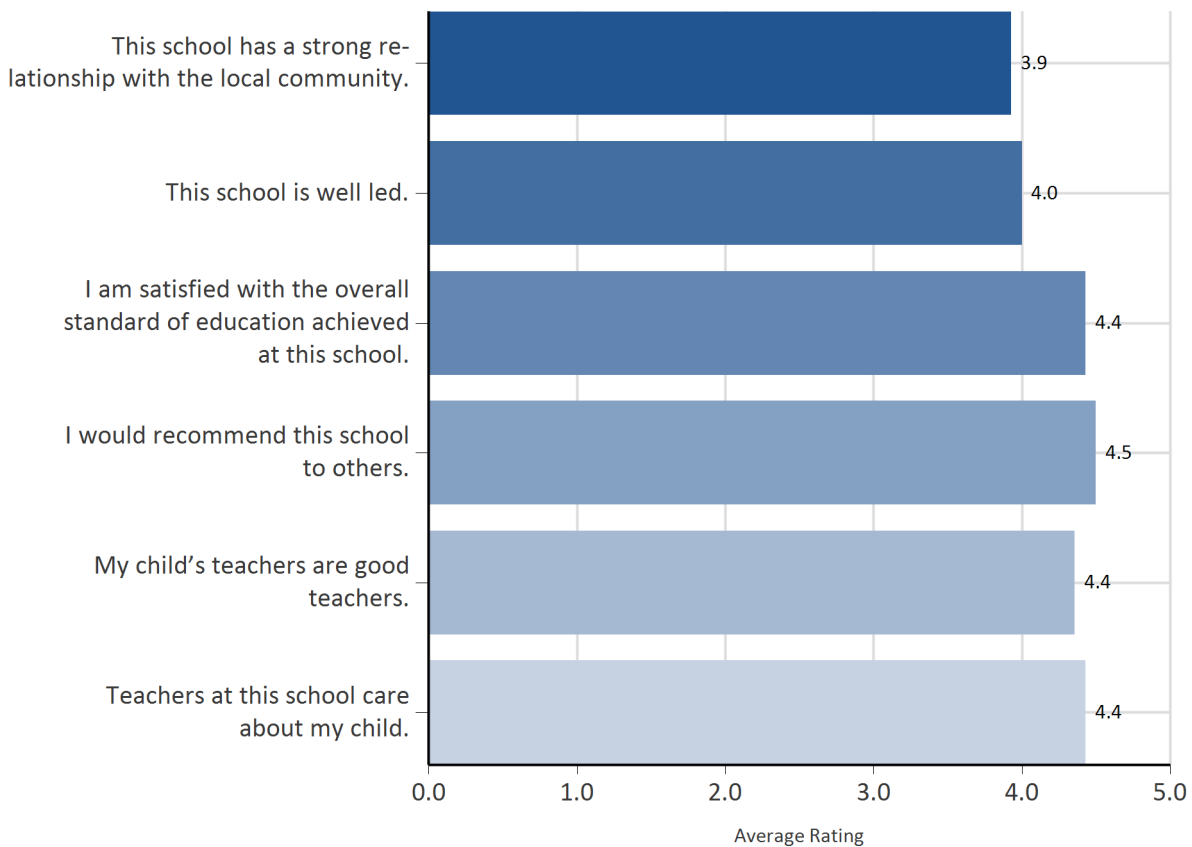
	N/A		Strongly disagree		Disagree		Neither agree nor disagree		Agree		Strongly agree	
	Num	%	Num	%	Num	%	Num	%	Num	%	Num	%
Teachers at this school expect my child to do his or her best.	-	-	-	-	-	-	-	-	8	57%	6	43%
Teachers at this school provide my child with useful feedback about his or her school work.	-	-	-	-	1	7%	1	7%	7	50%	5	36%
Teachers at this school treat students fairly.	-	-	-	-	1	7%	2	14%	5	36%	6	43%
This school is well maintained.	-	-	-	-	1	7%	3	21%	4	29%	6	43%
My child feels safe at this school.	-	-	-	-	-	-	1	7%	6	43%	7	50%
I can talk to my child's teachers about my concerns.	-	-	1	7%	-	-	-	-	6	43%	7	50%
Student behaviour is well managed at this school.	-	-	-	-	-	-	1	7%	9	64%	4	29%
My child likes being at this school.	-	-	-	-	1	7%	1	7%	5	36%	7	50%
This school looks for ways to improve.	-	-	-	-	1	7%	2	14%	7	50%	4	29%
This school takes parents' opinions seriously.	-	-	-	-	2	14%	4	29%	4	29%	4	29%
Teachers at this school motivate my child to learn.	-	-	-	-	2	14%	2	14%	3	21%	7	50%

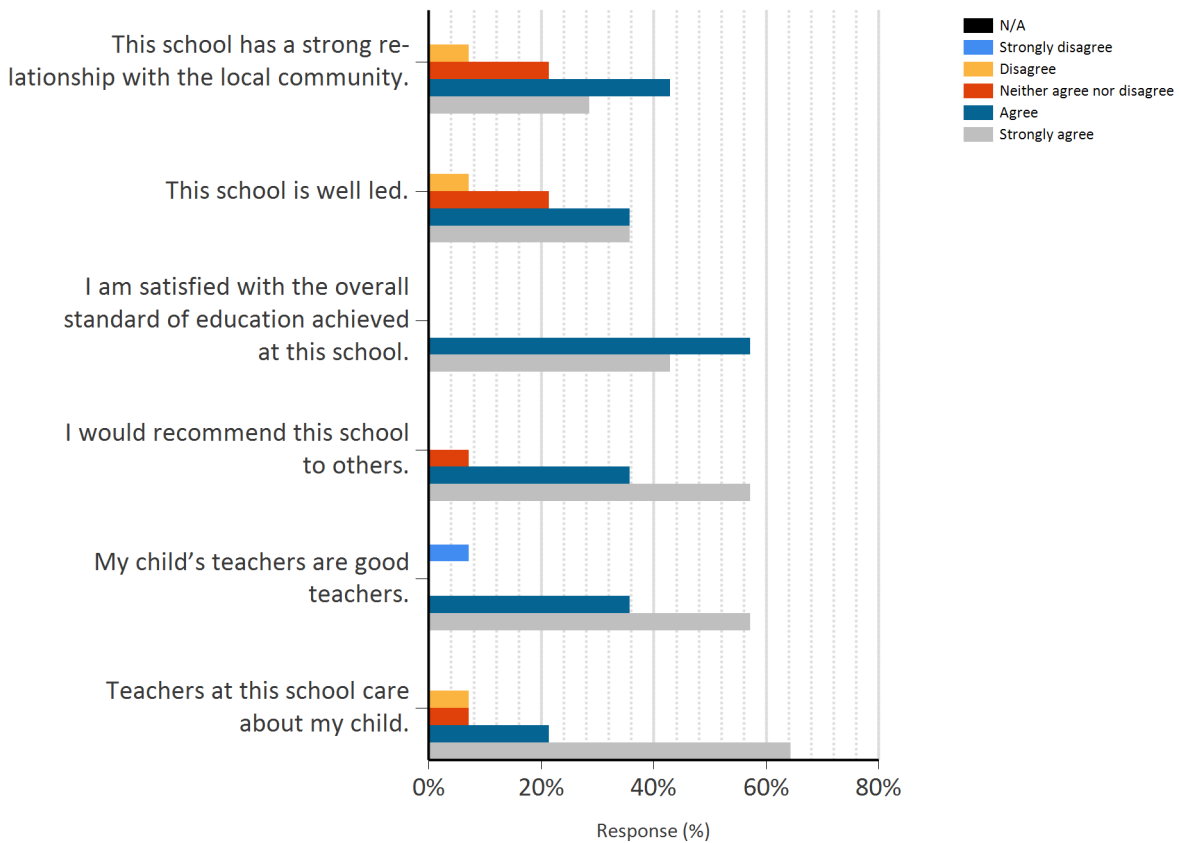
Coolbinia Parent/Caregiver Survey 2016

My child is making good progress at this school.	-	-	-	-	1	7%	-	-	7	50%	6	43%
My child's learning needs are being met at this school.	-	-	1	7%	-	-	2	14%	5	36%	6	43%
This school works with me to support my child's learning.	-	-	1	7%	-	-	3	21%	4	29%	6	43%

4 . Please rate the items below.

Rating	Score
Strongly agree	5
Agree	4
Neither agree nor disagree	3
Disagree	2
Strongly disagree	1
N/A	Null





	N/A		Strongly disagree		Disagree		Neither agree nor disagree		Agree		Strongly agree	
	Num	%	Num	%	Num	%	Num	%	Num	%	Num	%
This school has a strong relationship with the local community.	-	-	-	-	1	7%	3	21%	6	43%	4	29%
This school is well led.	-	-	-	-	1	7%	3	21%	5	36%	5	36%
I am satisfied with the overall standard of education achieved at this school.	-	-	-	-	-	-	-	-	8	57%	6	43%
I would recommend this school to others.	-	-	-	-	-	-	1	7%	5	36%	8	57%
My child's teachers are good teachers.	-	-	1	7%	-	-	-	-	5	36%	8	57%
Teachers at this school care about my child.	-	-	-	-	1	7%	1	7%	3	21%	9	64%